

HIGH-PERFORMANCE FAN HEATER

DCR 130 | DC 24 V, DC 56 V – 200 W to 800 W

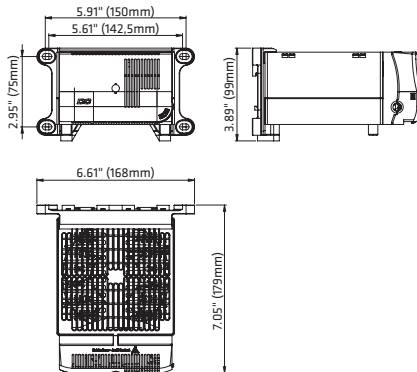


- > High DC heating performance
- > Integrated adjustable thermostat or hygrostat
- > Small hysteresis
- > Integrated switch module
- > Panel or DIN rail mounting
- > Optical indicator (LED)

The compact high performance fan heater DCR 130 prevents formation of condensation and frost and provides an evenly distributed interior air temperature in enclosures with electric/electronic components. The fan heater is available with an integrated electronic thermostat or electronic hygrostat. The model with thermostat is available with internal or external sensor. The fan heater with integrated hygrostat is equipped with an external sensor. The external sensor can be positioned freely anywhere in the enclosure for precise measurements of temperature and humidity. The DCR 130 was designed for wall fixing. For fixing on the bottom of the enclosure the fan heater DCR 030 is recommended.



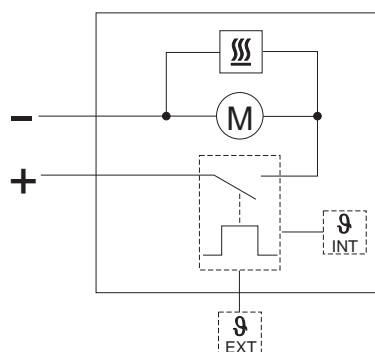
TECHNICAL DATA



Heating element	high performance cartridge
Overheat protection	with automatic reset and second-tier one shot fuse to protect against overheating in case of fan failure
Heater body	extruded aluminium profile
Axial fan, ball bearing	service life 50,000 h at +77 °F (+25 °C)
Air flow, free blowing	94 cfm (160 m ³ /h)
Connection	2-pole „Push-In“ connection clamp stranded wire ¹ AWG 16 (1.5 mm ²) with strain relief; max. AWG 12 (2.5 mm ²)
Housing	plastic, UL 94V-0, black
Mounting	clip for 35 mm DIN rail, EN 60715 or M6 screws and washers (not included), torque 2 Nm max.
Mounting position	vertical airflow (air outlet up)
Dimensions	3.9 x 6.6 x 7.0" (99 x 168 x 179 mm)
Weight	approx. 2.86 lbs. (1.3 kg)
Operating temperature	-4 to +167 °F (-20 to +75 °C)
Storage temperature	-40 to +176 °F (-40 to +80 °C)
Operating / Storage humidity	max. 90 % RH (non-condensing)
Protection type / Protection class	IP20 / II (double insulated)
Approvals	UL File No. E234324, VDE, EAC
Note	other versions (heating capacities, setting ranges) as well as operating voltage DC 48 V on request

¹ When connecting with stranded wires, wire end ferrules must be used.

Wiring diagram



Part No.	Model	Operating voltage	Heating capacity	Recommended pre-fuse T (time-delay)	Setting range ³ temperature / humidity
13092.1-16	Fan heater with integrated thermostat with internal temperature sensor	DC 24 V	200 W	25.0 A	-4 to 104 °F
13092.1-17	Fan heater with integrated thermostat with connector for external temperature sensor ²	DC 24 V	200 W	25.0 A	-4 to 104 °F
13097.3-16	Fan heater with integrated thermostat with internal temperature sensor	DC 56 V	800 W	25.0 A	-4 to 104 °F
13097.3-17	Fan heater with integrated thermostat with connector for external temperature sensor ²	DC 56 V	800 W	25.0 A	-4 to 104 °F
13092.1-03	Fan heater with integrated hygrostat with connector for external humidity sensor ²	DC 24 V	200 W	25.0 A	40 to 90 % RH
13095.3-03	Fan heater with integrated hygrostat with connector for external humidity sensor ²	DC 56 V	600 W	25.0 A	40 to 90 % RH

² The external sensor needs to be ordered separately.

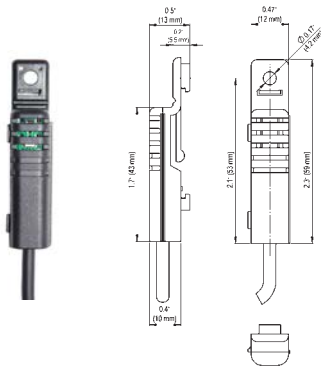
³ Switching difference temperature: 3 K (± 1 K tolerance) at +77 °F (+25 °C), 50 % RH; Switching difference humidity: 4 % RH (± 1 % tolerance) at +77 °F (+25 °C), 50 % RH.

ACCESSORIES

The external sensor is not included in the delivery of the DCR 130. It can be ordered separately.

EXTERNAL SENSOR

The external sensor can be positioned freely anywhere in the enclosure for precise measurements of temperature and humidity.



Part No.	Length
267071	3.28 ft (1 m)
267072	6.56 ft (2 m)
267126	9.84 ft (3 m)